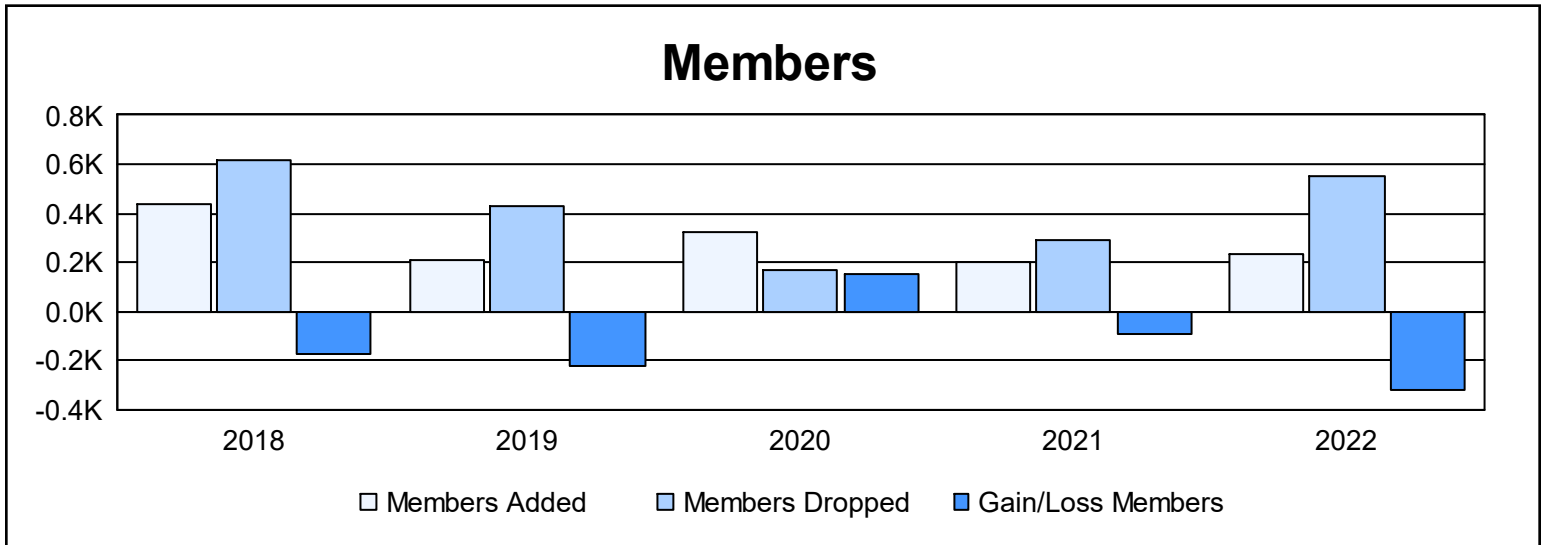
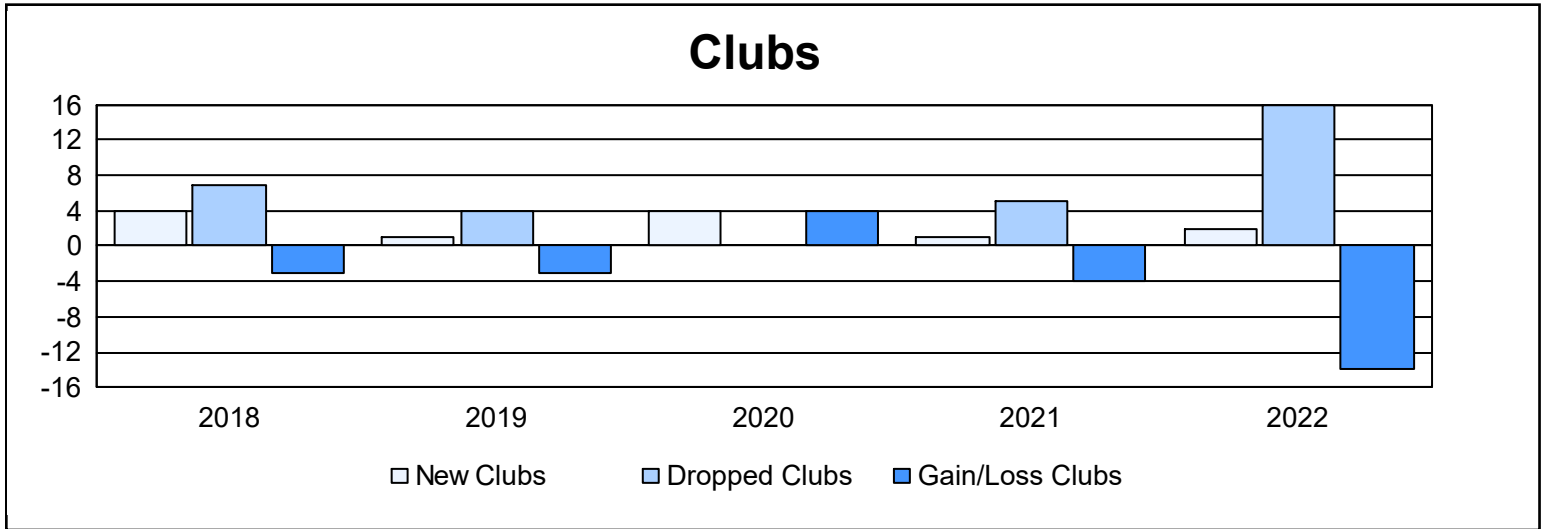
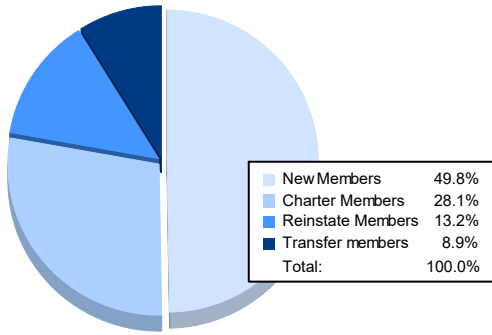


| Year | New Clubs | Dropped Clubs | Gain/ Loss Clubs | New Members | Charter Members | Reinstate Members | Transfer Members | Total Member Added | Total Members Dropped | Gain/ Loss Members |
|----------------|-----------|---------------|------------------|-------------|-----------------|-------------------|------------------|--------------------|-----------------------|--------------------|
| 2017-2018 | 4 | 7 | -3 | 294 | 113 | 24 | 8 | 439 | 613 | -174 |
| 2018-2019 | 1 | 4 | -3 | 161 | 40 | 0 | 8 | 209 | 432 | -223 |
| 2019-2020 | 4 | 0 | 4 | 215 | 85 | 14 | 9 | 323 | 172 | 151 |
| 2020-2021 | 1 | 5 | -4 | 123 | 52 | 9 | 16 | 200 | 293 | -93 |
| 2021-2022 | 2 | 16 | -14 | 117 | 66 | 31 | 21 | 235 | 551 | -316 |
| Average | 2 | 6 | -4 | 182 | 71 | 16 | 12 | 281 | 412 | -131 |



Membership Composition June 2022 Cumulative



Gender Composition June 2022 Cumulative

